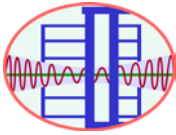
	2015 IDEERS Rules for Graduate Teams	IDEERS2015-V2
		2015-09-01
		1 of 12

The List of Rule Revisions

Version No.	Date	Remarks
V1	2015-07-31	None
V2	2015-09-01	The size of wooden baseboard was changed from 350mm × 500mm × 6 mm to 370mm × 520mm × 6 mm. (Please see page 2, 3, 7)

	<p style="text-align: center;">2015 IDEERS</p> <p style="text-align: center;">Rules for Graduate Teams</p>	IDEERS2015-V2
		2015-09-01
		2 of 12

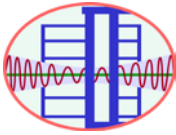
The content presented below serves as primary rules for this contest. However, if there are disputes that are not covered or clearly defined by these rules, the organizers retain the right to interpret.

1. Introduction

The objective of the contest in graduate student teams is to design and build an earthquake-resistant model building by applying advanced technologies. Teams can use their creativeness and innovations in the model building, with the concepts of energy dissipation and/or seismic isolation. Moreover, the model building must meet the practical issues such as space availability, feasibility, and cost-effectiveness.

2. Requirements of Model Building

- The model building must be constructed on a wooden board with a dimension of **370 mm (W) × 520 mm (L)** × 6 mm (H), while the base area of the model building is limited to 310 mm (W) × 460 mm (L). IDEERS will provide a medium-density fiberboard (MDF) as the base wooden board. The baseboard should have 20-mm clearance left at four edges so that the model building can be fixed on the shaking table. The model building can be in any shapes, but the fabrication area of the building is restricted to follow the IDEERS requirement.
- The floor diaphragms must be made from MDF, and the thickness of diaphragms is limited to be greater than or equal to 5 mm. If seismic isolation is adopted, the floor diaphragm above the isolation layer is limited to be a transparent acrylic plate (i.e., the thickness must be greater than or equal to 5 mm), to demonstrate the details of the isolation system.
- The number of stories must be greater than or equal to three. Floors are flexible in any sizes and shapes; however, the total area of floor diaphragms (e.g., 1st floor + 2nd floor + 3rd floor +... +roof) is limited between 200,000 mm² ~ 240,000 mm². The area of floor diaphragms should take the load of mass blocks (i.e., the interior areas are surrounded by the columns of the lower floor). The total area must be determined by the judge. The model building of which total floor area violates the limitation will be disqualified.
- The story height (e.g., the distance between the top surface of the lower-floor diaphragm and the bottom surface of the upper-floor diaphragm) is limited to be greater than or equal to 200mm.
- The model building must carry 16 mass blocks of which each is about 2.5 kg with a dimension of 100 mm × 100 mm × 30 mm. The total weight that the building should

	<p style="text-align: center;">2015 IDEERS</p> <p style="text-align: center;">Rules for Graduate Teams</p>	IDEERS2015-V2
		2015-09-01
		3 of 12

carry is about 40 kg. The weight should be evenly distributed over floors in accordance to floor areas (i.e., each floor must carry a certain weight and the weight distribution is judged by judges). All mass blocks must be adhesive to floor diaphragms by PVC hot glue. Mass blocks can be stacked onto each other by PVC hot glue.

- The mass blocks can only be glued on the floor diaphragms and are not permitted to contact with other building members.
- The conceptual energy dissipation and/or seismic isolation system must be adopted in the model building.
- Teams are required to provide the design drawings of the model building and the calculation sheet of the total floor area.

3. Materials and Tools

Materials Provided by IDEERS

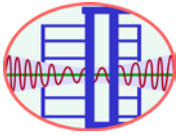
- Wooden board (MDF): 370 mm × 520 mm × 6 mm × 1 (baseboard.)
- Wooden board (MDF): 310 mm × 460 mm × 6 mm × 4 (floor plate)
- Acrylic plate: 310 mm × 460mm × 6 mm × 1 (optional transparent acrylic floor diaphragm for demonstration of an isolation system.)
- Wooden bar (MDF): 6 mm × 6mm × 400 mm
- PVC hot glue stick

Tools provided by IDEERS

- Cutter
- Hacksaw
- Tape measure
- PVC hot glue gun

Materials and Tools provided by Teams

- Only the floor diaphragms with a thickness $\geq 5\text{mm}$ can be counted in the calculation of floor area. Team can use the wooden or acrylic boards (thickness $\geq 5\text{mm}$) prepared by themselves.
- Except for the restrictions on the thickness and total area of floor diaphragms, other model members can be in any sizes and shapes.
- Teams can bring their own materials for seismic isolation and/or energy dissipation systems and have to present these materials in the conference regarding. Only the reported and approved materials (by judges) can be used.

	<p style="text-align: center;">2015 IDEERS</p> <p style="text-align: center;">Rules for Graduate Teams</p>	IDEERS2015-V2
		2015-09-01
		4 of 12

- Teams can prepare tools needed to construct the model building.

4. Accessibility Rules

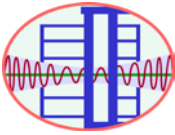
- In a real-world building, each story needs windows and doors. Thus, the model building must have four windows and two doors per story. The sizes of windows and doors are 120 mm × 120 mm and 40 mm × 160 mm. If teams do not leave sufficient and correct space for the windows and doors, a 5% penalty to the score will be given for each missing /unqualified door and window.

5. Earthquake-Resistant Design

- A list of materials used in additionally structural members and seismic isolation and/or energy dissipation systems should be prepared by teams, and these materials must be reported during registration. Only registered materials can be used in the model building.
- IDEERS encourages teams to enhance seismic performance of the model building by utilizing various materials and additionally structural members. All sorts of registered parts, elements, and devices can be applied in the model building, while the assembly of seismic protection devices to the building must be completed on site.

6. Contest Rules

- Teams should give a presentation regarding the model building design and the concept of seismic isolation and/or energy dissipation systems. If the concept is not qualified to be a seismic isolation and/or energy dissipation system, teams should provide a new design. The new design must be reported to IDEERS by 9 am on the fabrication day and approved by judges.
- The design target of the earthquake-resistant model building is 1000gal. The shake table tests include 400, 800, 900, 950, 1000, 1050, 1100, and 1200 gal. If the model building fails in the 400 gal test, the building is disqualified and the team will not have any ranking.
- If the model building collapses (or more than half columns are significantly damaged) during the test, the building is considered as failure and a 50% penalty to the score will be given.
- If a seismic isolation system is used and the system exceeds the allowable displacement during a test, the model building is considered as failure.

	<p style="text-align: center;">2015 IDEERS</p> <p style="text-align: center;">Rules for Graduate Teams</p>	IDEERS2015-V2
		2015-09-01
		5 of 12

- If any components take apart from the model building or travel beyond fabrication area (310 mm × 460 mm), the model building is considered as failure.

7. Score Rules:

$$S = P1 \times P2 \times S_A \times S_H \times P \times P_C \times A$$

- **Evaluation from presentation (P1) : (70%~100%)**

$$P1 = 70\% + (A1 + A2 + A3 + A4) \times 30\%$$

A1: Concept of the seismic isolation and/or energy dissipation system (0~40%)

A2: Numerical simulation (0~25%)

A3: Experimental validation (0~25%)

A4: Presentation quality (0~10%)

- **Validation of design concept (P2) : (0%~100%)**

$$P2 = B1 + B2$$

1. B1 (Presentation): Teams provide the corresponding validation procedure of their seismic protection systems (40% of P2)
2. B2 (Contest day): Validation of the seismic protection system (60% of P2)

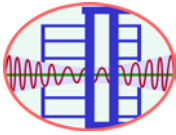
Teams should simply clarify and validate their seismic protection systems. A higher score will be given if simpler and more explicit methods are used in validation.

For example, a team designs a base isolated building with a design displacement of 30 mm under a 400-gal seismic excitation. This team then needs to establish a simple and explicit method that can evaluate and validate performance of the isolation system ($BI=40\%$). When the excitation level is between 400 and 1000 gal in the test, the base displacement in this isolated building should exceed 30 mm that needs to be equivalent to their assessment in the validation.

- **Score for Floor Area (S_A)**

A = total area of floor diaphragms

Total area (mm ²)	$A > 200,000 \sim$	$A < 215,000$	$A < 230,000$	$A < 240,000$
S_A	100%	105%	110%	120%

	<p style="text-align: center;">2015 IDEERS</p> <p style="text-align: center;">Rules for Graduate Teams</p>	IDEERS2015-V2
		2015-09-01
		6 of 12

- **Score for Total Height (S_H)**

H = building height

Building height (mm)	$H < 650$	$650 < H < 700$	$700 < H < 800$	$800 < H < 900$
S_H	100%	105%	115%	120%

- **Penalty (P)**

$$P = (100\% - N \times 5\%)$$

N : The lack number of the window and door

- **Penalty for Collapse (P_C)**

$P_C = 50\%$: Building collapses during a test (over a half of columns or vertical members damaged)

$P_C = 100\%$: Building does not collapse during a test

- **Accuracy of the seismic strength (A)**

PGA	400	800	900	950	1000	1050	1100	1200
A	30%	45%	75%	85%	100%	90%	80%	50%

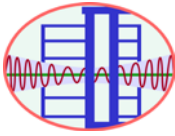
The design earthquake level is targeted to be 1000 gal. Thus, the best design is given to PGA = 1000 gal. In terms of scores, other achieved PGA levels are listed above.

Innovation award of seismic isolation and energy dissipation (sponsored by Sinotech Engineering Consultants, Inc.) (1 team, possibly without a winning team by the referee panel's decision)

- Panel of judges will select 3 ~ 6 teams, which have the innovations of seismic isolation and/or energy dissipation concepts, into the finalist; and equipped one accelerometer on the top floor of each model to measure the real floor accelerations during the tests.
- Team, which has the minimum sum of the acceleration reduction (E_{PFA}) under 400, 600 and 100gal tests, will win the innovation award.

PGA	400	800	1000
PFA	PFA_{400}	PFA_{800}	PFA_{1000}

$$E_{PFA} = PFA_{400}/400 + PFA_{800}/800 + PFA_{1000}/1000$$

	2015 IDEERS Rules for Graduate Teams		IDEERS2015-V2
			2015-09-01
			7 of 12

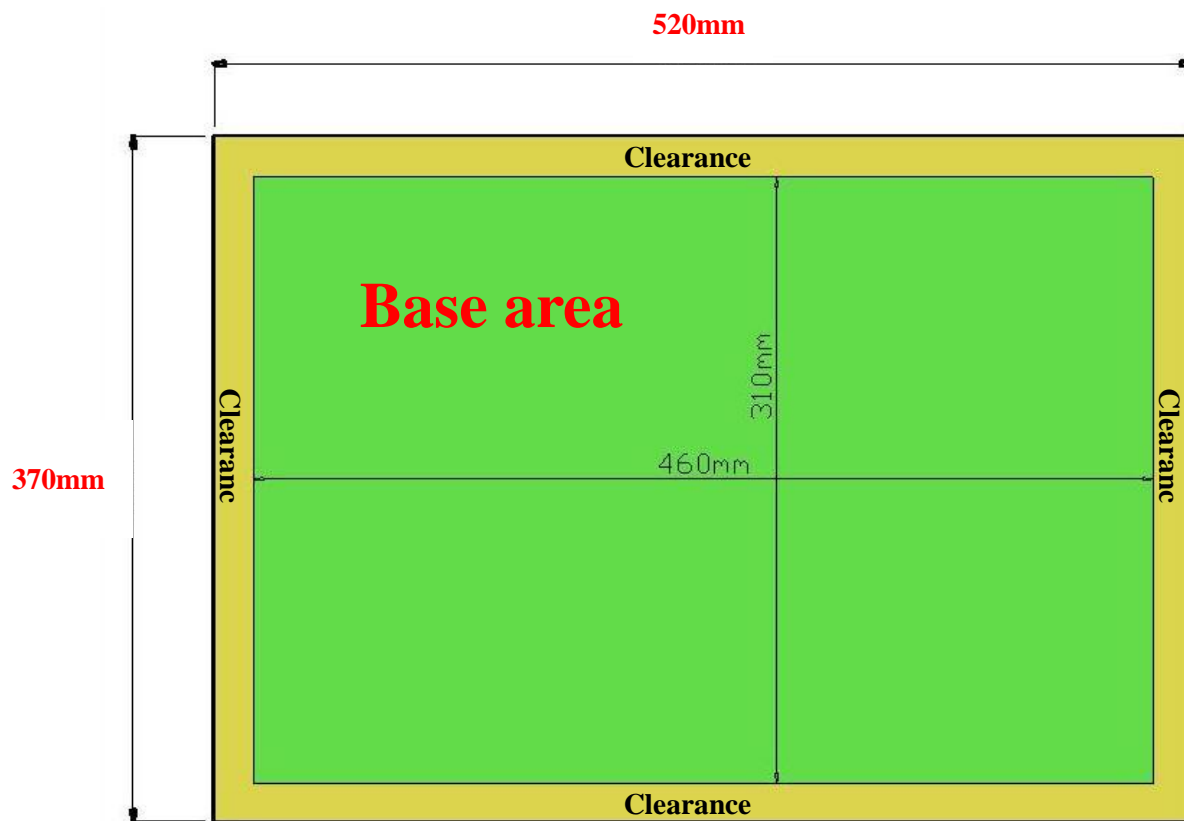


Figure 1: Top view of the MDF base board

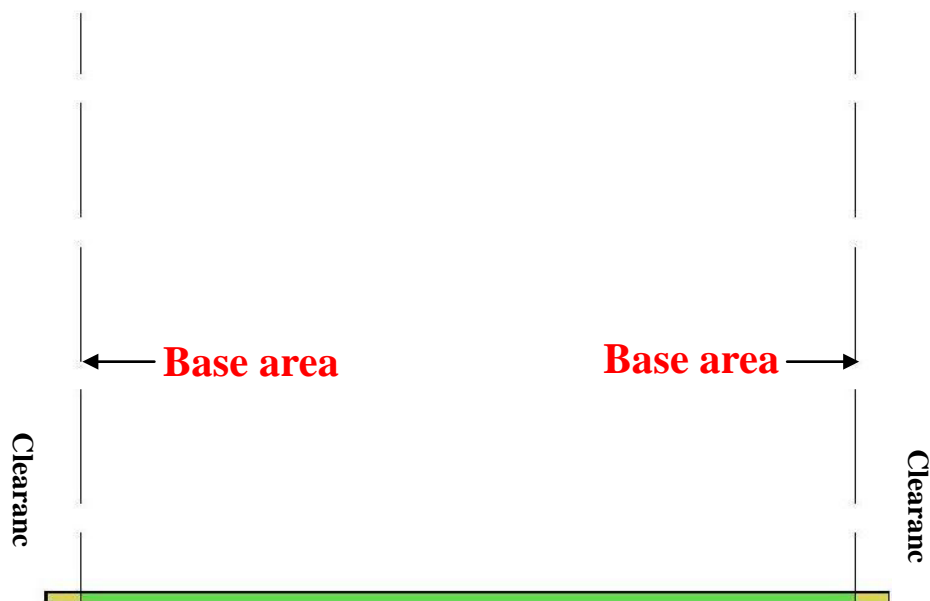
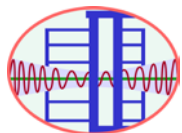


Figure 2: Side view of the MDF base board



2015 IDEERS

Rules for Graduate Teams

IDEERS2015-V2

2015-09-01

8 of 12

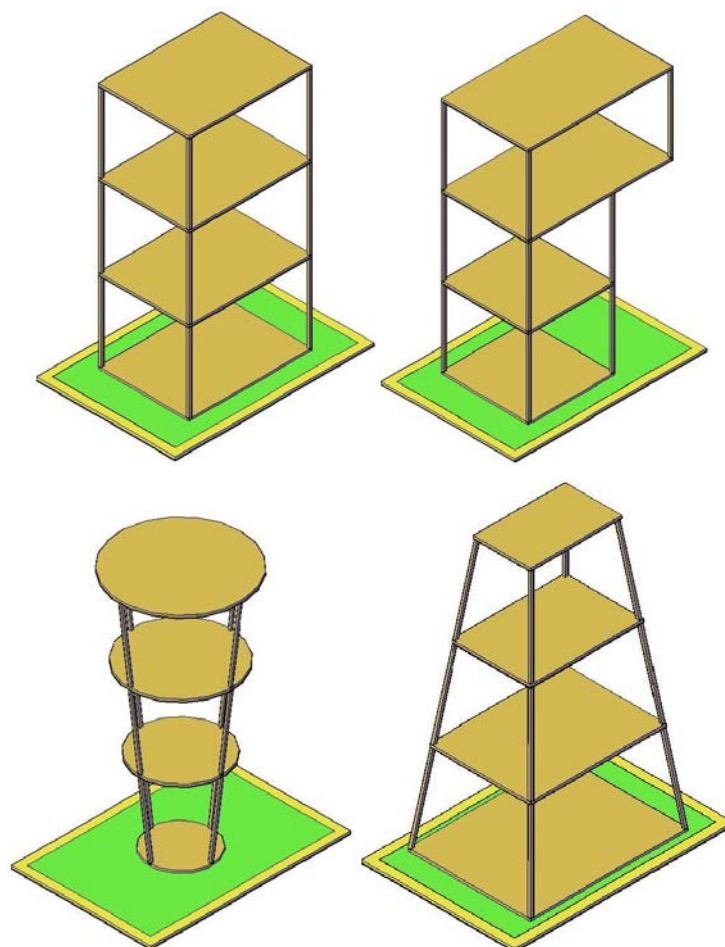


Figure 3 : Samples of the model

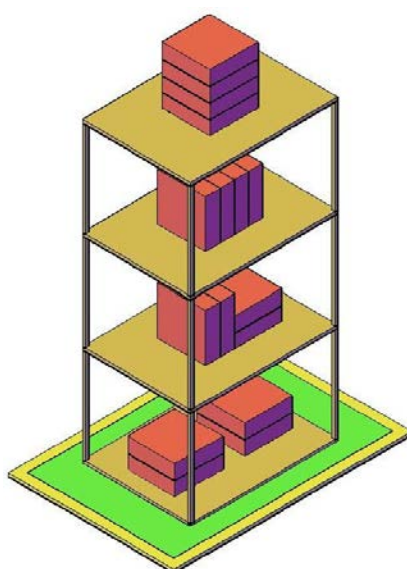
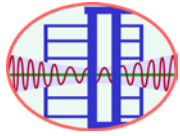


Figure 4: Arrangement of the mass blocks

	<p style="text-align: center;">2015 IDEERS</p> <p style="text-align: center;">Rules for Graduate Teams</p>	<p>IDEERS2015-V2</p>
		<p>2015-09-01</p>
		<p>9 of 12</p>

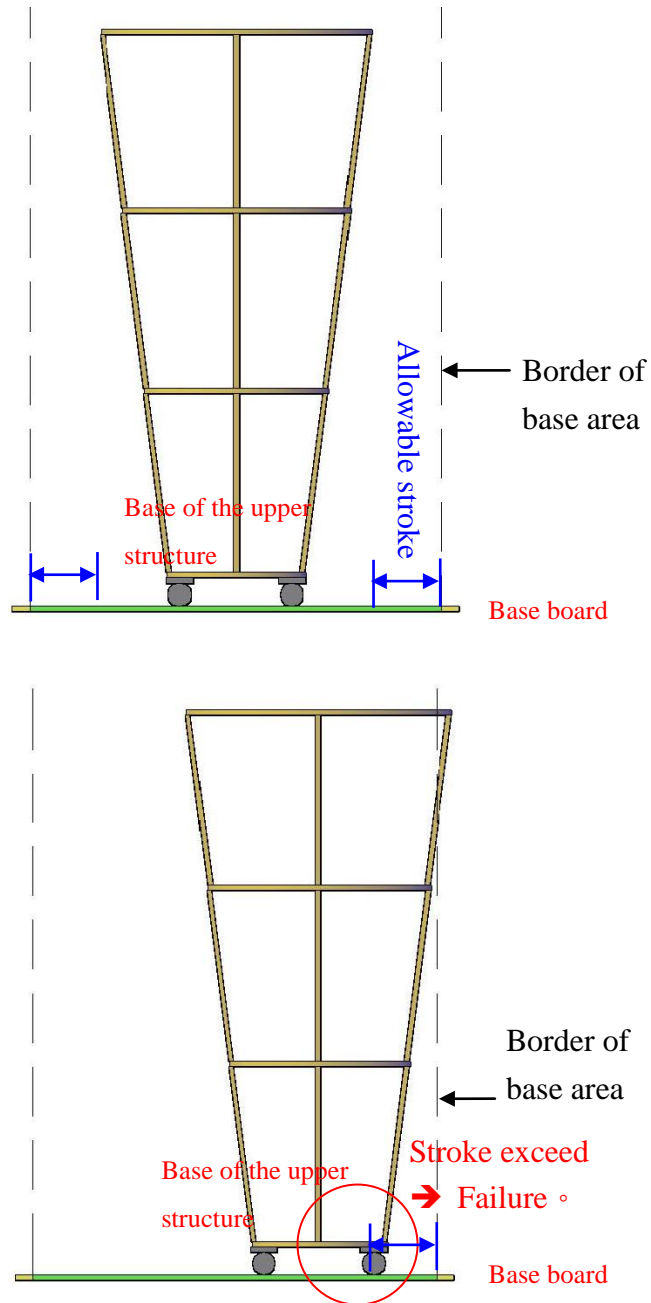


Figure 5: Illustration of the allowable stroke of the isolation system

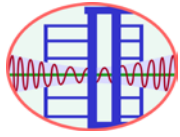
	2015 IDEERS		IDEERS2015-V2
	Rules for Graduate Teams		2015-09-01
			10 of 12



Figure 6. The clamping strip for fixing the base board.

8. The Exhibition Object

Each team must prepare an exhibition object displaying the design concept and creativity of the model. This exhibition object is done before this two-day competition. The object could be either two-dimensional or three-dimensional. The way of exhibition could be in a static and/or dynamic style. The space for this exhibition is limited to 35 cm (height) \times 25 cm (width) \times 25 cm (depth) shown as Figure 7. The Design-Concept Exhibition Award is granted based on the clarity and creativity of displaying the design concept of the model. The affiliation of the team including the department and the university/college should be presented in the exhibition object. If the exhibition object uses electronic products, the team is responsible for the safe keeping of the electronic products. In addition, the team is responsible for the power supply to the electronic products.

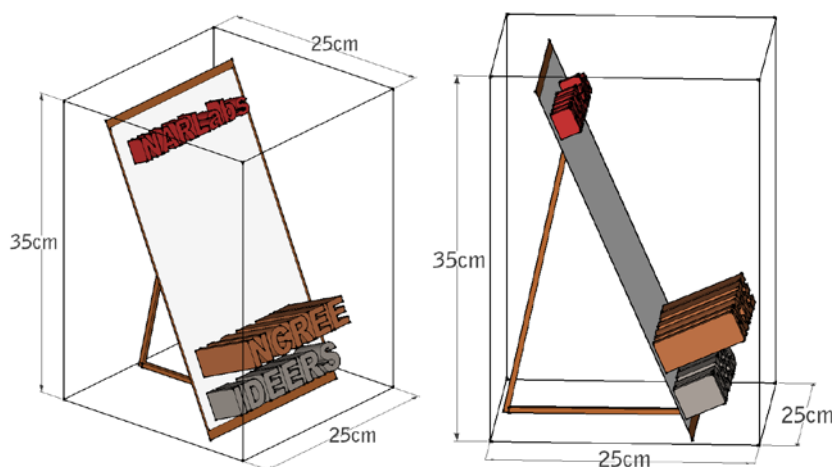
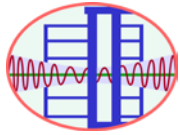


Figure 7. The allowable exhibition space

	2015 IDEERS Rules for Graduate Teams		IDEERS2015-V2
			2015-09-01
			11 of 12

9. The team flag

Each team must design a team flag, which is installed on the model during the first day of this contest. This flag may be drawn before or during this contest. All possible shapes of this flag are allowed. Nevertheless, the size of this flag should be no larger than that of a sheet of A6-size paper (14.4 cm L × 10.5 cm W, i.e., a quarter of an A4-size paper). This flag can be installed on the model by using any provided materials, such as the bamboo sticks.

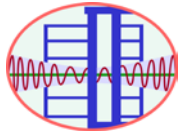
10. Architectural Aesthetic Awards, Structural Design Awards, and Design-Concept Exhibition Awards

10.1 Aesthetic Architecture Awards are granted on the basis of the architectural features, the efficiency of using the site area, and the plan of inner space. The jury chooses at most three models for these awards. The team winning this award will be granted NT\$5000 and a certificate for each team member. The evaluated items and the corresponding weights for these awards are:

tem	weight	contents
architectural features	70%	<ul style="list-style-type: none"> ● Aesthetic of architecture ● Architectural feature and creativity
the efficiency of using the site area and the plan of inner space	30%	<ul style="list-style-type: none"> ● The rationality and comfort of inner space ● The rationality of using the site area

10.2 Structural Design Awards are granted on the basis of the structural design of models, the concept and creativity of seismic resistance. The jury chooses at most three models for these awards. The team winning this award will be granted NT\$5000 and a certificate for each team member. The evaluated items and the corresponding weights for these awards are:

item	weight	contents
Structural design	70%	<ul style="list-style-type: none"> ● The arrangement of structural members ● The rationality of loading path
the concept and creativity of seismic resistance	30%	<ul style="list-style-type: none"> ● The rationality of the concept of seismic resistance ● The creativity of the concept of seismic resistance

	2015 IDEERS		IDEERS2015-V2
	Rules for Graduate Teams		2015-09-01
			12 of 12

10.3 Design-Concept Exhibition Awards are granted on the basis of the clarity and **creativity of displaying the design concept of the model**. The jury chooses at most three models for these awards. The team winning this award will be granted NT\$3000 and a certificate for each team member. The evaluated items and the corresponding weights for these awards are:

item	weight	contents
Introduction of the design concept	60%	The clarity of introducing the design concept
The way of showing the design concept	40%	<ul style="list-style-type: none"> ● The vividness of the way showing the design concept ● The creativity of the way showing the design concept